

# 2021-22 Texas Academic Performance Report (TAPR)

District Name: HURST-EULESS-BEDFORD ISD

Campus Name: STONEGATE EL

Campus Number: 220916110

2022 Accountability Rating: B

Distinction Designations:

Academic Achievement in ELA/Reading

Academic Achievement in Mathematics

Academic Achievement in Science

Top 25 Percent: Comparative Closing the Gaps

Postsecondary Readiness

This page is intentionally blank.





Texas Education Agency  
 2021-22 STAAR Performance (TAPR)  
 STONEGATE EL (220916110) - HURST-EULESS-BEDFORD ISD - TARRANT COUNTY

	School Year	State	District	Campus	African American	Hispanic	White	American Indian	Asian	Pacific Islander	Two or More Races	Special Ed (Current)	Special Ed (Former)	Continuously Enrolled	Non-Continuously Enrolled	Econ Disadv	EB EL (Current & Monitored)
At Approaches Grade Level or Above	2022	81%	88%	89%	95%	75%	95%	-	*	*	*	64%	*	91%	85%	84%	88%
	2021	73%	77%	81%	86%	79%	80%	-	*	*	*	50%	-	86%	64%	85%	71%
At Meets Grade Level or Above	2022	58%	66%	69%	73%	50%	80%	-	*	*	*	18%	*	70%	65%	58%	75%
	2021	46%	51%	58%	57%	53%	67%	-	*	*	*	0%	-	70%	18%	56%	71%
At Masters Grade Level	2022	36%	43%	46%	45%	30%	55%	-	*	*	*	9%	*	52%	35%	38%	63%
	2021	30%	34%	46%	43%	42%	53%	-	*	*	*	0%	-	54%	18%		

Texas Education Agency  
 2021-22 STAAR Performance (TAPR)  
 STONEGATE EL (220916110) - HURST-EULESS-BEDFORD ISD - TARRANT COUNTY

	School Year	State	District	Campus	African American	Hispanic	White	American Indian	Asian	Pacific Islander	Two or More Races	Special Ed (Current)	Special Ed (Former)	Continuously Enrolled	Non-Continuously Enrolled	Econ Disadv	EB EL (Current & Monitored)
White																	





Texas Education Agency  
2021-22 STAAR Performance (TAPR)  
STONEGATE EL (220916110) - HURST-EULESS-BEDFORD ISD - TARRANT COUNTY

School Year																						
----------------	--	--	--	--	--	--	--	--	--	--	--	--	--	--	--	--	--	--	--	--	--	--

Texas Education Agency  
2021-22 Progress (TAPR)

STONEGATE EL (220916110) - HURST-EULESS-BEDFORD ISD - TARRANT COUNTY

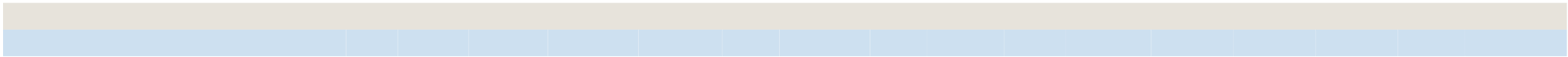
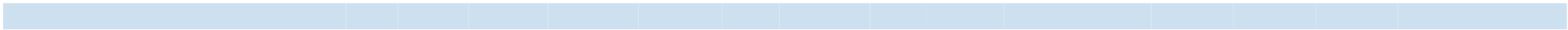

Due to the cancellation of spring 2020 STAAR, 2022 and 2019 progress data are shown.

	School Year	State	District	Campus	African American	Hispanic	White	American Indian	Asian	Pacific Islander	Two or More Races	Special Ed (Current)			Agency			
--	-------------	-------	----------	--------	------------------	----------	-------	-----------------	-------	------------------	-------------------	----------------------	--	--	--------	--	--	--











Texas Education Agency  
 2021-22 STAAR Participation (TAPR)  
 STONEGATE EL (220916110) - HURST-EULESS-BEDFORD ISD - TARRANT COUNTY

	State	District	Computer	African American	Hispanic	White	American Indian	Asian	Pacific Islander	Two or More Races	Special Ed (Current)	Special Ed (Former)	Continuously Enrolled	Non-Continuously Enrolled	Econ Disadv	EB EL (Current & Monitored)
Not Included in Accountability: Other Exclusions	0%	486.14	0.28	57.02	re B* d 1 J	d 0 J	312.76	486.14	0.14	57.02	re B* d 1 j	BT .64	530.49	Td (EB )Tj	ET BT /TT5 9.09	Tf 744455 1 j d

Texas Education Agency  
 2021-22 Attendance, Graduation, and Dropout Rates (TAPR)  
 STONEGATE EL (220916110) - HURST-EULESS-BEDFORD ISD - TARRANT COUNTY

	State	District	Campus	African American	Hispanic	White	American Indian	Asian	Pacific Islander	Two or More Races	Special Ed	Econ Disadv	EB/EL
Attendance Rate													
2020-21	95.0%	97.4%	97.3%	97.2%	97.0%	97.6%	*	95.5%	97.9%	98.2%	96.8%	96.9%	97.2%
2019-20		99.0%	99.0%	98.9%	99.0%	98.9%	*	*	99.4%	99.2%	98.8%	98.8%	99.6%









There is no data for this campus.

There is no data for this campus.










Texas Education Agency  
 2021-22 Staff Information (TAPR)  
 STONEGATE EL (220916110) - HURST-EULESS-BEDFORD ISD - TARRANT COUNTY

	----- Campus -----			
Staff Information	Count/Average	Percent	District	State



Texas Education Agency  
2021-22 Staff Information (TAPR)

2021-22 Staff Information (TAPR)	

